













Areas of Learning	Learning /Key web links
Communication and language /Reading	<p>Book Trust – Story books to read online  <a href="https://www.booktrust.org.uk/books-and-reading/have-some-fun/storybooks-and-games/">https://www.booktrust.org.uk/books-and-reading/have-some-fun/storybooks-and-games/</a></p> <p>Jolly Phonics songs – YouTube  <a href="https://www.youtube.com/watch?v=jvAYUvQURGo">https://www.youtube.com/watch?v=jvAYUvQURGo</a></p> 
PSED	<p>Click on this DFE link for ways you can help ypur child and support their learning.  <a href="https://www.gov.uk/guidance/help-children-aged-2-to-4-to-learn-at-home-during-coronavirus-covid-19">https://www.gov.uk/guidance/help-children-aged-2-to-4-to-learn-at-home-during-coronavirus-covid-19</a></p> <p><b>Dough Recipe</b></p> <p>Makes 1 coloured ball</p> <p>Prep 10 minutes <b>Include pics</b></p> <p><b>You will need:</b></p>  <ul style="list-style-type: none"> <li>8 tbsp plain flour</li> <li>• 2 tbsp table salt</li> <li>• 60ml warm water</li> <li>• food colouring</li> <li>• 1 tbsp vegetable oil</li> </ul> <p><b>Method 1.</b></p> <p>1. Mix the flour and salt in a large bowl.  In a separate bowl mix together the  water, a few drops of</p> <p>2. Pour the coloured water into the flour mix and bring together with a spoon.</p> <p>3. Dust a work surface with a little flour and turn out the dough. Knead together for a few minutes to form a smooth, pliable dough. If you want a more intense colour you can work in a few extra drops of food colouring.</p> <p>4. Store in a plastic sandwich bag (squeeze out the air) in the fridge to keep it fresh.</p> 

**My Remote Learning Plan for Brearley Nursery School- September 2020-2021**

<p>Physical</p>	<p>Yoga for Children <a href="https://www.youtube.com/user/CosmicKidsYoga?safe=true">https://www.youtube.com/user/CosmicKidsYoga?safe=true</a></p>  
	<p>Have fun with the <b>Let's 'create art box'</b> given to your child.</p> <p><b>Learning</b> Each 20 minutes of workout counts for 20 points towards your Challenge: <b>Sponsor Form 2020</b> toward sponsoring a child in Africa</p> <p>Aim - Daily 20 minutes of exercise: • Accessing one of the suggested online workouts • Creating your own active work out!</p> <p>All ages - Go Noodle – <a href="https://www.youtube.com/channel/UC2YBT7HYqCbbvzu3kKZ3wnw?safe=true">https://www.youtube.com/channel/UC2YBT7HYqCbbvzu3kKZ3wnw?safe=true</a></p> <p>Joe Wicks – 5-minute move – suitable for all ages</p> <p><a href="https://www.youtube.com/watch?v=d3LPrhI0v-w">https://www.youtube.com/watch?v=d3LPrhI0v-w</a></p> <p><a href="https://www.youtube.com/watch?v=SbFqQarDM50">https://www.youtube.com/watch?v=SbFqQarDM50</a></p> <p><a href="https://www.youtube.com/watch?v=pnKCGY9ZocA">https://www.youtube.com/watch?v=pnKCGY9ZocA</a></p> <p><a href="https://www.youtube.com/watch?v=fAUckPMJKSY">https://www.youtube.com/watch?v=fAUckPMJKSY</a></p> <p><a href="https://www.youtube.com/watch?v=rN0h6EZd6TM">https://www.youtube.com/watch?v=rN0h6EZd6TM</a></p> <p>The Joe Wicks School Workout – 20 minutes (2 years old) <a href="https://youtu.be/-TGEdzRzSbw">https://youtu.be/-TGEdzRzSbw</a></p> <p>We are learning this at nursery! Dinosaur Stomp <a href="https://www.youtube.com/watch?v=imniy8aHa5w&amp;safe=true">https://www.youtube.com/watch?v=imniy8aHa5w&amp;safe=true</a></p> <p>Remember to continue letting your child be independent. Encourage your child to take shoes on/off and have a go at their coats.</p>  

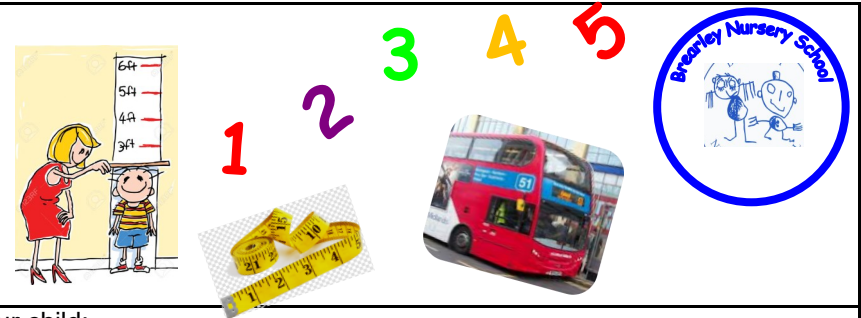
Numbers

Topmarks – Counting games for 3-5 year olds

<https://www.topmarks.co.uk/maths-games/3-5-years/counting>

10 Little Numbers counting song

<https://www.youtube.com/watch?v=dk9Yt1PaQiw>



Wider Curriculum

Here are some more ideas for you to do and explore at home with your child:  
See parents workshop sheet attached

### We are a Rights Respecting School

Help your child learn this rights

Makaton

**NEW programme until  
September 2020!**

See the EducationCity login details  
and Password

**Username:** BrearleyNurseryAd.....

**Password:** 0PBcFv

**Please log in here:** <https://www.educationcity.com/>



### UNICEF Rights Respecting School

We are a Rights Respecting School where we help our children to grow into confident, caring and responsible young citizens both in school and within the wider community. By learning about their rights (home, education, play, water, safe and family) our children also learn about the importance of respecting the rights of others.

